

# 3-Dimensional Shapes

**Family Note**

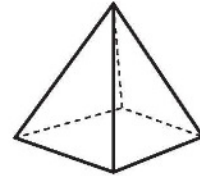
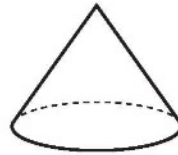
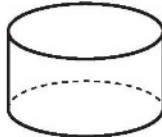
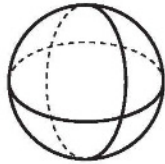
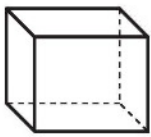
Have your child identify 3-dimensional shapes. Then help search for 3-D objects (or pictures of objects) around your home for your child to bring to school. Pages 112–119 in the *Student Reference Book* discuss 3-D shapes.

*Please return this Home Link to school tomorrow.*




1. Identify the pictures of the 3-dimensional shapes below.

Use these words: *cone*, *prism*, *pyramid*, *cylinder*, and *sphere*.

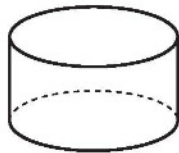


2. Look around your home for objects or pictures of objects that are shaped like cones, prisms, pyramids, cylinders, and spheres. Ask someone at home if you may bring some of the objects or pictures to school to share with the class. Draw the shapes you find or write the names.

3. Explain to someone the differences between 2-dimensional (2-D) and 3-dimensional (3-D) shapes.



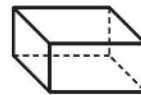
2-D



3-D



2-D



3-D

**Practice**

Write the problems on the back of this page. Solve.

4.  $463 - 84 = \underline{\hspace{2cm}}$

5.  $54 - 29 = \underline{\hspace{2cm}}$