



LESSON
6•1**Geoboard Designs**


1. Use 3 rubber bands to make a shape or a design on a geoboard. Use a straightedge to record your design.



2. Use 6 rubber bands to make a shape or a design on a geoboard. Use a straightedge to record your design.



3. Use 8 rubber bands to make a shape or a design on a geoboard. Use a straightedge to record your design.



4. Make up your own. I used _____ rubber bands.
Record your design.

