



# Prefixes and Suffixes FREEBIE!

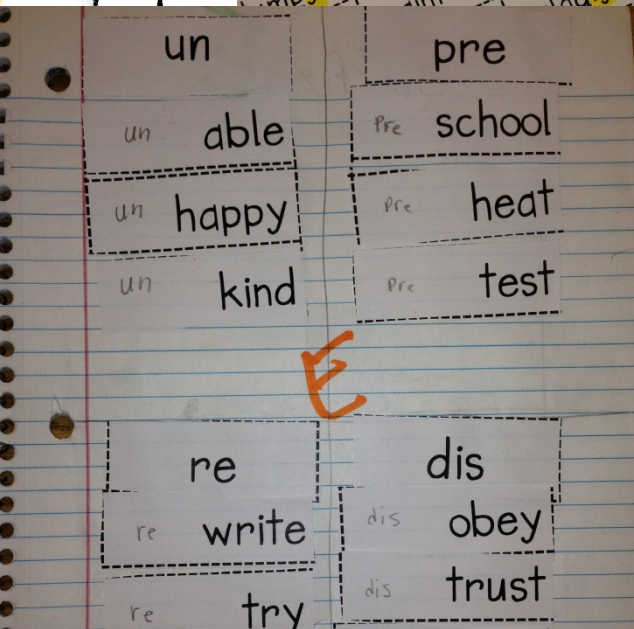

By: Amy Lemons  
Step Into Second Grade



## Directions:

**Prefix/Suffix Flap-books-** Students fold on the dark black line and cut on the dotted lines. Students either write the prefix/suffix on the outside of the flapbook OR glue the labels provided on the flaps. On the inside, students can brainstorm words for each prefix/suffix OR write sentences using the words.

**Prefix/Suffix Sorts:** See pictures to the left 😊! Divide a sheet of paper into 4 sections for both sorts (OR you can use the flapbooks!) For the suffix sort, students highlight the suffixes before sorting. For the prefix sort, students add the prefix before sorting.



# Prefix Flip-Book

Name: \_\_\_\_\_

Date: \_\_\_\_\_

Fold on the dark black line. Cut on the dotted lines. Listen to your teacher

for directions.



dis

un

re

pre

dis

un

re

pre

dis

un

re

pre

Write the correct prefix in front of the root word. Highlight the prefix. Sort the words into the 4 prefix groups: un, re, dis, pre.

un

re

dis

pre

try

happy

like

school

test

obey

able

trust

kind

heat

agree

write

Write the correct prefix in front of the root word. Highlight the prefix. Sort the words into the 4 prefix groups: un, re, dis, pre.

un

re

dis

pre

try

happy

like

school

test

obey

able

trust

kind

heat

agree

write

# Suffix Flap-Book

Name: \_\_\_\_\_

Date: \_\_\_\_\_

Fold on the dark black line. Cut on the dotted lines. Listen to your teacher

for directions.

ed

ing

ly

y

ed

ing

ly

y

ed

ing

ly

y

s

es

er

est

s

es

er

est

s

es

er

est



ful	ness	able	ing
-----	------	------	-----

ful	ness	able	ing
-----	------	------	-----

ful	ness	able	ing
-----	------	------	-----

Highlight the suffix, underline the root word. Then, sort into 4 suffix groups: y, ful, er, ly.

lumpy	helpful	listener	playful	cloudy
careful	painter	watery	speaker	powerful
fighter	colorful	gladly	sleepy	loudly
soapy	closely	teacher	slowly	calmly

Highlight the suffix, underline the root word. Then, sort into 4 suffix groups: y, ful, er, ly.

lumpy	helpful	listener	playful	cloudy
careful	painter	watery	speaker	powerful
fighter	colorful	gladly	sleepy	loudly
soapy	closely	teacher	slowly	calmly